



VPM's R. Z. Shah College of Arts, Science & Commerce.
Mithagar Road, Mulund(E), Mumbai – 400081
Accredited by NAAC Grade A

VPM/CASC/EXAM/2025-26

Date: 31-07-2025

Notice
SEPTEMBER 2025 ATKT Exam form


- Students can fill the ATKT examination forms for the Semester I, II, III and IV (NON N.E.P.) by visiting <http://cimsstudent.mastersofterp.in> (Steps in detail are shown at the end)
- **SEPARATE FORM HAS TO BE FILLED FOR EACH SEMESTER.**
- **SEPARATE FEE PAYMENT HAS TO BE DONE FOR EACH SEMESTER.**
- Preserve the screenshot or PDF file of payment receipt.
- Students having ATKT in respective semester should pay the fees as per the fee chart shown below.
- **Use only the online payment link to pay the fees (<https://www.feepayr.com/>).**
- In case of any issue contact **Mrs. Aparna S.** in Examination Room on 1st Floor.
(Between 10.30 am to 12.30 pm) working days only.

Exam Fee Details


- Students are required to count their number of ATKT subjects for each semester and make payment accordingly.

Sr. No.	Numbers of ATKT per Semester	Exam Fee to be paid from 04/08/2025 to 10/08/2025	Exam Fee with late fee if paid between 11/08/2025 to 14/08/2025	Exam Fee with super late fee if paid between 15/08/2025 to 18/08/2025
1	One Subject	394/-	494/-	894/-
2	Two Subjects	688/-	788/-	1188/-
3	More than two subjects	1428/-	1528/-	1928/-

Note: Tentative dates of ATKT (Semester I, II, III, IV) Exams will be from 08th September, 2025 onwards. Timetable will be displayed shortly.


Dr. Sujata Gudi
Exam Committee
Convenor

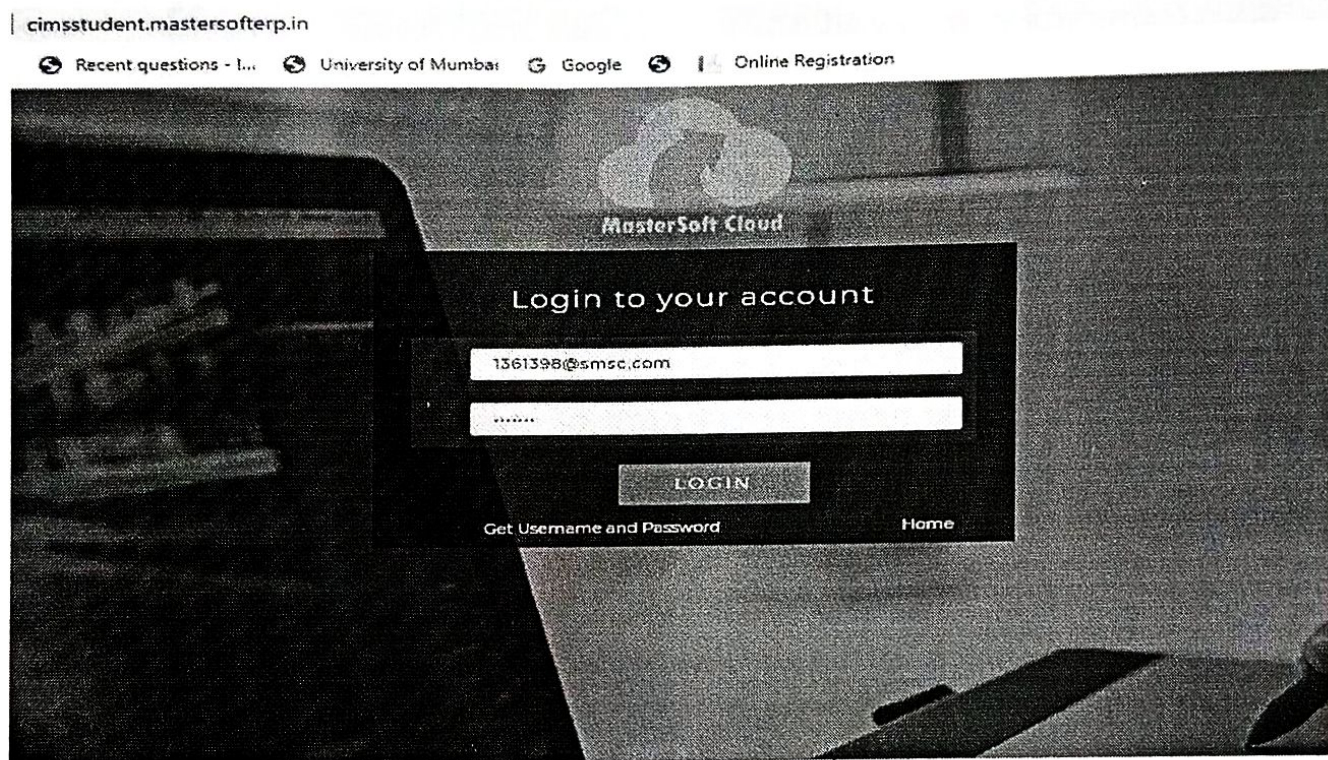



Dr. Kavita Sharma
In-Charge Principal

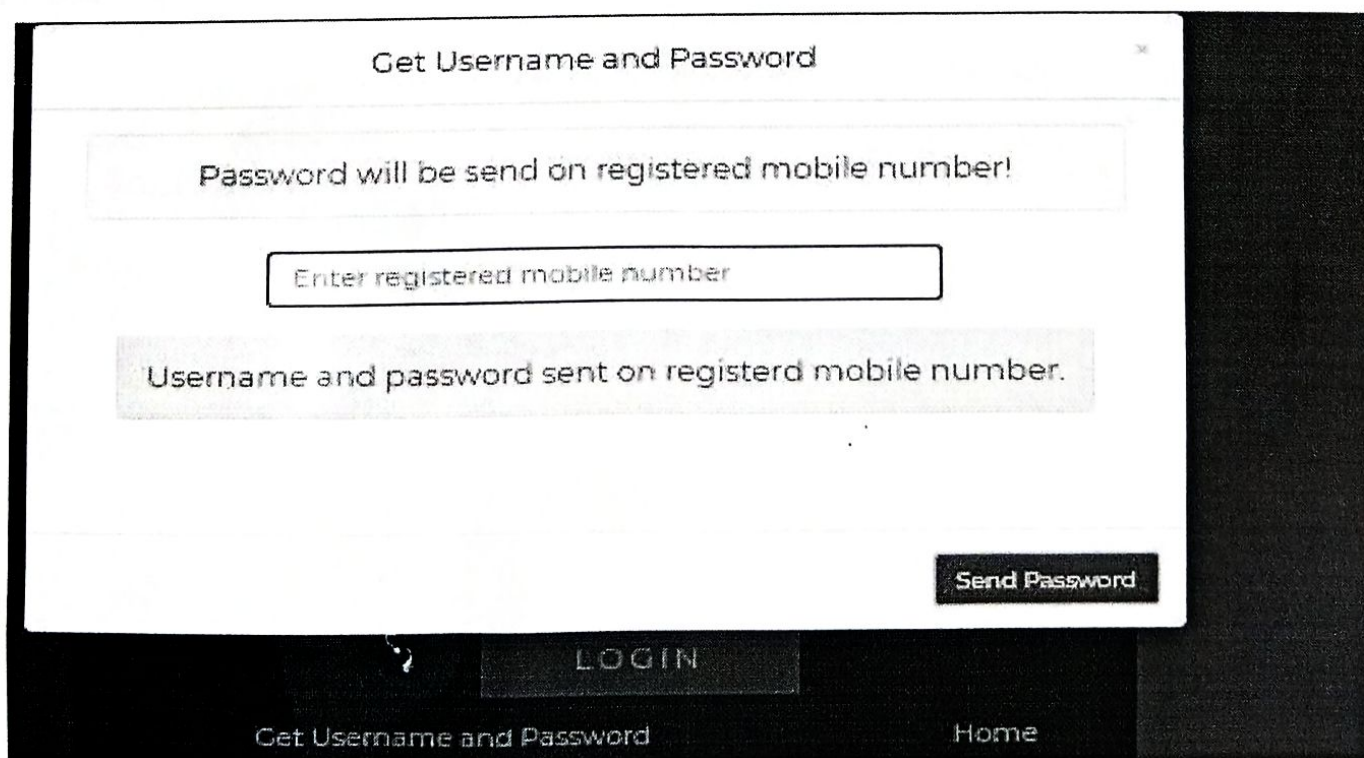
➤ Steps to fill the September 2025 ATKT form are given on next page.

Guidelines for ATKT Online Application.

Step 1: Please go to <http://cimsstudent.mastersofterp.in/>



Step 2: Please click on **Get username and password** and enter your registered **mobile number** and if mobile no is not registered than contact admin office. You will get an SMS stating your username and password.



Step 3: Please login with your credentials and you will see your user profile.

BHAVAN'S COLLEGE Log Out

Semester Wise Result

Percentage

1.0

0.5

0.0

-0.5

-1.0

No Data

YearSemester

Important Notice

- Fees Reminder -No balance fees!
- TEST TEST
- Event Notification 'All about Banking Exams' has begun ! Join NOW!
Joining Link : Join Zoom Meeting <https://us02web.zoom.us/j/78425257367>
pwd=NGgrL1JVRXUyM3VmbTV3Z1E1c0ZlQT09 Meeting ID: 784 252 5736
Passcode: mastersoft Certificates will be shared in 7 days, please fill in the feedback link shared during the session for the same. Regards, Team MasterSoft
- test test

Semester Wise Attendance

n/A

Step 4: Go to **Examination Section** in the Menu and go to apply for exam subject

Apply For Exam Subject

Course * FYBCOM SEM 1

Exam Session * ATKT DEC 2020

Apply For Subject Pay Now Cancel

Subject List

	SUBJECT NAME	SUBJECT TYPE	SUBJECT PATTERN
<input type="checkbox"/>	ACCOUNTANCY AND FINANCIAL MANAGEMENT	THEORY	EXTERNAL
<input type="checkbox"/>	COMMERCE-I	THEORY	EXTERNAL
<input type="checkbox"/>	BUSINESS ECONOMICS-I	THEORY	EXTERNAL
<input type="checkbox"/>	ENVIROMENTAL STUDIES	THEORY	EXTERNAL
<input type="checkbox"/>	MATHEMATICS AND STATISTICAL TECHNIQUES	THEORY	EXTERNAL

Applied Subject List

SUBJECT NAME	SUBJECT TYPE	SUBJECT PATTERN	APPLIED DATE
No records available!			

Activate Windows
Go to Settings to activate Windows

Step 5: Select Course and Exam Session. Backlog Subject for that Semester will List down and select the Subjects for which you want to apply and Click on Submit to Apply.

Once Applied then click on **PAY NOW** button to the necessary Payment.

Step 6: After clicking on **PAY NOW** button you will be redirected to **Feepayr.com** Select the institute type as college and enter the registered mobilenumber and click on send OTP.

Start Using Feepayr Now!
Best online fee collection platform for educational campuses.

Because of Covid 19, payment gateway and Bank servers have very heavy load. In case you experience a slow response, please try again after some time. For best experience, please try between 6 pm to 11 pm.

- Team Feepayr & Payment gateways

Pay Fees **Manage Fees**

Step 1 / 3

Institute Type: ☒ College ☐ School

☐ Mobile ☐ Email

Enter registered mobile number

Send OTP

Get a Quote
Customer Care

About Blog Contact

Step 7: You will see amount which is to be paid for each semester. Click on **Pay Now Tab**.

feepayr **BHAVAN'S COLLEGE**

My Information

Student ID: 1625335

Education: SYDCOM

Mobile No.: 7666260479

Email ID: akstare07@gmail.com

Parent's Mobile No.: 8060880274

Online Payment Attempt History

Note: Payment will be reflected within 24 hours after making online payment!

Note: If Payment is not reflected on portal within 24 hours, Click on Requery button and verify your payment!

ACTION	FEES TYPE	COURSE	TOTAL BALANCE	CURRENT APPLICABLE	DUE DATE
<input checked="" type="checkbox"/>	Other/Misc Fee	FYSCOM SEM 1	1000	1000.00	NA
TOTAL PAYABLE			1000.00		

Pay Now

Note: For any payment transaction related issues, please contact the College/School Authorities. You can refer to your College/School website for further information.

Step 8: Finally, click on Proceed to Payment and you will be redirected to Payment Gateway portal

feepayr Pay Fees Anytime, Anywhere

SHIVAN'S COLLEGE

My Information

Student Id

Pay Fees Online Payment Attempt History

FEES TYPE	FEES
Other/Misc Fee	1000

How much you want to pay?

1000

Balance Fees

0

Proceed to Payment

Note: Please wait for 24 hours to do next payment!

Note: For any payment transaction related issues, please contact the College/School authorities. You can refer to your College/School website for further information.

Bhavan's College

GO BACK

Bhavan's College Order

Transaction ID: 1216414

Amount to be paid

₹1,000

Inclusive of Convenience Charge - GST

PAY INSTANTLY USING QR CODE

Scan QR code using Paytm or your preferred UPI app

paytm | UPI

For the best experience, scan the QR using the latest version of the Paytm App
(information regarding Convenience Fee will not be displayed in older versions of the app (6.5.0 or below))

OK Got It!

Click to enlarge

SELECT AN OPTION TO PAY

paytm

Pay easily using your saved payment methods

Mobile number registered with paytm

Active Go to Settings

Note: -

1. You can apply for **multiple semesters** by selecting semester in the drop down and clicking on submit and doing the payment for the same.
2. Payment needs to be **done separately** for all semester and every semester form needs to be **submitted separately**.
3. Payment for each semester will be **different** for as per subject count wise

THANK YOU